



HAKKO
HAKKO CORPORATION
OVERSEAS AFFILIATES

HEAD OFFICE
4-5, SHIOKUSA 2-CHOME, NANIWA-KU, OSAKA, 556-0024 JAPAN
TEL: +81-6-6561-3225 FAX: +81-6-6561-8488
<https://www.hakko.com> E-mail: sales@hakko.com

U.S.A.
AMERICAN HAKKO PRODUCTS, INC.
2820 AVENUE WILLIAMS VALENCIA, CA 91355, U.S.A.
TEL: (971) 294-0282 FAX: (971) 294-0296
Tel. Free (800) 818-1400
13117
<https://www.hakko.com>
E-mail: support@hakko.com

HONG KONG
HAKKO DEVELOPMENT CO., LTD.
ROOM 1204, EASTERN HARBOUR CENTRE,
28 HOI CHAK STREET, QUARRY BAY, HONG KONG.
TEL: 2814-0268 FAX: 2804-0217
<https://www.hakko.com.hk>
E-mail: info@hakko.com.hk

SINGAPORE
HAKKO PRODUCTS PTE LTD
1, GENTING LINK #02-04
PERFECT ONE, SINGAPORE 249518
TEL: 6744-2277 FAX: 6744-2333
<https://www.hakko.com.sg>
E-mail: sales@hakko.com.sg



https://www.hakko.com/red_23007

Please access the web address below for other distributors.
<https://www.hakko.com>

Specifications and design are subject to change without notice. Copyright HAKKO Corporation. All right reserved.

CA00573Cb Yh002 2023.02



Experience a Whole New Level

Automobiles, smartphones, computers, home electric appliances, etc.. Soldering is supporting our daily life in various aspects. Hakko, as a manufacturer of soldering equipment, has been working closely with users to solve their problems in order to meet the needs of soldering all over the world. Now, "the standard", which has been contributing to the soldering industry for years, is evolving. Then, we keep supporting a variety of manufacturing sites, such as laboratories, developments, productions, reworks, etc.





940B 1st Generation

The composite-type soldering tip that integrated tip and sensor, was newly developed, which has better thermal recovery than the conventional soldering tip separated from the heater/sensor.



942 2nd Generation

Responding to the growing needs for high thermal capacity brought by lead-free soldering, 75 W soldering iron debuted.



FX-951 3rd Generation

Those two models were equipped with auto-sleep and auto-shutoff functions as standard, which are effective in inhibiting tip oxidation. They took over the 942's performance in the new design and were more lead-free oriented.



FX-952 3rd Generation



1999 >>

The global transition to lead-free solder moved forward. A major electronics manufacturer started using lead-free solder in Japan for the first time.

>> 2001 >>

3G communications started. Multi-layered P.W.B. and smaller components of communication equipment advanced.

>> 2005 >>

Lead-free soldering became standard in the world.

>> 2012 >>

4G communications started. Alongside the spread of smartphones, the multi-layering of P.W.B. and miniaturization of components such as Q402 advanced. While, solar panels, automotive capacitors, and power modules grew in size.



FM-202 2nd Generation

A multi-playing station for soldering, desoldering, and SMD rework.



FM-203 3rd Generation

2-port multi-playing station for soldering, desoldering, and SMD rework.

Keep up with the changes in electronic components and the environment surrounding soldering.

>>> 2023 >>>

4th Generation

Thanks to Hakko's customers who keep using the products, we have been supplying those models to the market for over twenty years.

We will strive perseveringly in manufacturing to appreciate the customers' support and patronage with the spirit of "It's for you."



FX-971

FX-972

FX-971 · FX-972

A new level of workability not experienced ever

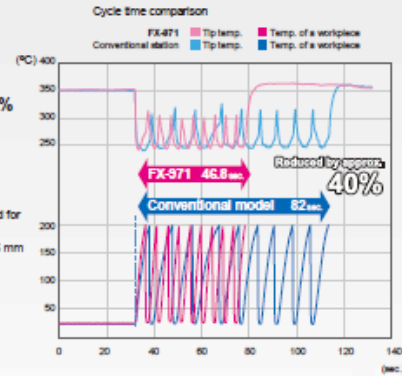


Compact and high power station with space-saving design
With 100 W of power in a compact body, it performs a wide range of soldering works.



New composite tip (PATENTED)

With improved sensor sensitivity and the design that smoothly transfers the heat from the heater to the tip, the tip temperature stabilizes and it ensures better soldering.



Cycle time reduced by approx. 40%


It enables soldering in a shorter time and improves work efficiency.

- Test criteria : Time until the solder portion on the workpiece reaches 200°C is measured for 10 points.
- Workpiece : 0.5 mm dia. on the copper plate of 1.5 mm
- Set temp. : 350°C
- Solder : Lead-free solder (Sn/Ag/Cu)



Tips for any soldering at various scenes


The well-selected line-up of soldering tips. Soldering that was previously impossible or time-consuming can be improved with the tips in new shapes.



100
W
POWER

40
%
SHORTER

28
NEW
SHAPE TIPS



High visible display



It shows information such as set temperature, tip's sensor temperature, and preset setting, clearly and widely. The viewing angle is wide, and the high-brightness display provides high visibility.



Intuitive operation

Various settings can be easily configured using four buttons.



Portability

Easy to carry



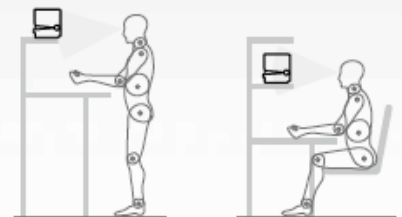
Adjustable display angle for better visibility and operation



Tilt mechanism for easy viewing and operation of the screen display, depending on the installation location, e.g., on or under the workbench or on the rack.



FLAT



TILT





FX-971



FX-972

Infrared communication



Automatic calibration and correction can be completed by sending the measured temperature value of the thermometer (FG-100B/FG-101B), via infrared.



*Photo is FG-100B.

Software




By connecting the station to the PC, the tip set temperature, calibration/correction and the temperature history of the tip during operation are recorded on the PC, enabling management with zero human error.



Iron holder



The newly designed Iron holder allows easy and safe tip replacement with a tip removing attachment and tip insertion holder.



Auto-sleep Auto-shutoff



The built-in sensor of the tip inside makes it possible to use auto-sleep and auto-shutoff functions without connecting the station and the iron holder, and it helps to lay out the station and iron holder freely in the working space.

FX-972

200W 2-port multi-station

Useful 2-port type. Other than using 8 different applications, it has functions to improve work efficiency at various scenes.

Multi-connection support



8 different applications can be used without specifying the connecting port.

Priority channel

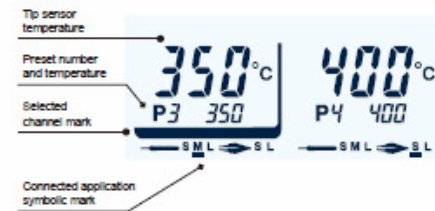


A built-in sensor detects the handpiece in use and automatically switches channels. The unused handpiece stands by at the set temperature.

Large display with information



The large display shows the tip sensor temperature, the preset temperature, and the connected application for each of the two ports.





FX-9701 Soldering iron
FX-9702 N2 soldering iron



T39-BCR1235


FX-9703 Micro soldering iron
FX-9704 Micro N2 soldering iron



T50-J01



FX-9707 Heavy-duty soldering iron
FX-9708 Heavy-duty N2 soldering iron



T53-BCR1645

28
NEW SHAPE TIPS

Tip for any soldering at various scenes

The well-selected line-up of soldering tips. Soldering that was previously impossible or time-consuming can be improved with the tips in new shapes.

3
SECONDS

Fine soldering tips with high power

Output power 70W is the best in its class. The new heater achieves an instant startup in 3 seconds after being powered on for immediate work. Heat damage can be avoided by using N2 gas.

200 W
POWER

Heavy-duty and high power

High power 200W is the best for heat absorbing work such as significant components like a shield case and coil or multilayered P.W.B.

27%
SHORTER

Shorter cycle time

Thermal characteristics have been improved by approx. 27% compared to the conventional models.

Soldering iron working with N2 system

Most soldering tips in the T39 series can be used for both regular type iron and N2 type iron commonly. There is no need to keep and use a different tip by a same shape.



Specialized in precise soldering

The distance from the tip end to the handle is only 27mm. Gripping the handpiece like a pencil makes it easy to approach fine components with high precision.



Iron holder

Stable die-cast iron holder. The soldering tip can be attached or detached safely.



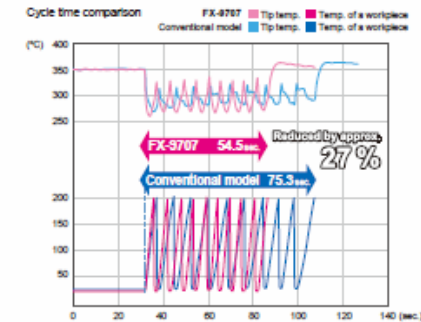
Easy handling

The cable diameter is 3.6mm, and the weight of the handpiece is only 14 grams. You can enjoy stress-free soldering work due to easy handling.



Cycle time reduced by approx. 27%

In addition to the increased power to 200 W, the synergistic effect of the new heater construction and the newly designed tip shapes help to reduce the cycle time by approximately 27% and improves work efficiency.



Test criteria : Measure the soldering time until the workpiece temperature reaches 200°C at 10 soldered points.
Workpiece : diameter 12mm, thickness 1.5mm copper plate
Temperature setting : 350°C Solder : Lead-free solder (Sn-Ag-Cu)

Flow-up effective soldering tip with V-groove

New 4 kinds of soldering tips with V-groove added, making 14 kinds of tips line-up in total. It contributes to improving solder flow-up with wider contact area to the lands or leaded parts.




Easy handling

The cable diameter is only 4.4mm. The handle part is thinner and lighter than the conventional model and it brings stress-free work for heavy-duty use type handpiece.






FX-9706 Micro hot tweezers



TS2-K

TS2-1005

FX-9705 Hot tweezers



TS1-L3

TS1-LA6

140 W
POWER

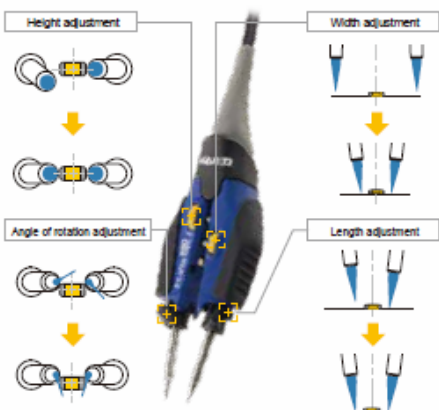
High power
140 W (70 W x 2)
It is useful for the fine components such as 0402 chips with a quick action.

4 TYPES
ALIGNMENT

Accurate contact with micro-components
Accurate contact with components improves heat transfer and workability.

4 adjustment mechanisms

Height, width, angle of rotation and length can be adjusted.



Improved operability

The asymmetrical design fits the handle and provides stability. The heat-resistant cover reduces operator strain, and its compact design makes operation easy.



Iron holder

Stable die-cast iron holder. The soldering tip can be detached safely. Both cleaning sponge and cleaning brush are on the iron holder.



190 W
POWER


High power
190 W (95 W x 2)
It is useful for 1005 chips as well as the SOP components with a quick action.

2 WAY
HANDLING

Accurate contact with components
The new tip shapes in the line-up allow two different handling styles.


2 adjustment mechanisms

Height and length can be adjusted.



Improved operability

Handle design that fits the hand and provides stability. With the two different ways of handling, precise contact with the component is possible.



Iron holder

Stable die-cast iron holder. The soldering tip can be detached safely. Both cleaning sponge and cleaning wire are on the iron holder.



Combination table for station, handpiece, iron holder, and soldering tip

Station	FX-971				FX-972			
Handpiece	FX-9701 Soldering iron	FX-9702 N ₂ soldering iron	FX-9703 Micro soldering iron	FX-9704 Micro N ₂ soldering iron	FX-9705* Hot tweezers	FX-9706* Micro hot tweezers	FX-9707* Heavy-duty soldering iron	FX-9708* Heavy-duty N ₂ soldering iron
	<p style="text-align: center;">*Any 2 of these 4 applications cannot work simultaneously.</p>							
Iron holder	FH215-81 	FH215-81 	FH215-811 	FH215-811 	FH220-813 	FH215-814 	FH220-81 	FH220-81
Soldering tip	T39 series 	T39 series + nozzle assembly (N ₂ compatible tips only)	T50 series 	T50 series + nozzle assembly	T51 series 	T52 series 	T53 series 	T53 series + nozzle assembly





H K Wentworth Group
Distributed and Supported in the
UK, IE, AU & NZ

FX-9701



hakko.com - hakko.co.uk - hakko.com.au

Packing List

Model No.	Packing List															
FX9701-81	 <ul style="list-style-type: none"> Handpiece (FX-9701) Instruction manual 	<table border="1"> <tr><td>Power consumption</td><td>95 W (24 V)</td></tr> <tr><td>Tip to ground resistance</td><td><2 Ω</td></tr> <tr><td>Tip to ground potential</td><td><2 mV</td></tr> <tr><td>Heating element</td><td>Composite heater</td></tr> <tr><td>Cord length</td><td>1.2 m</td></tr> <tr><td>Total length</td><td>206 mm (with T39-D24 tip)</td></tr> <tr><td>Weight</td><td>31 g (with T39-D24 tip)</td></tr> </table>	Power consumption	95 W (24 V)	Tip to ground resistance	<2 Ω	Tip to ground potential	<2 mV	Heating element	Composite heater	Cord length	1.2 m	Total length	206 mm (with T39-D24 tip)	Weight	31 g (with T39-D24 tip)
Power consumption	95 W (24 V)															
Tip to ground resistance	<2 Ω															
Tip to ground potential	<2 mV															
Heating element	Composite heater															
Cord length	1.2 m															
Total length	206 mm (with T39-D24 tip)															
Weight	31 g (with T39-D24 tip)															
FX9701-811	 Conversion kit <ul style="list-style-type: none"> Handpiece (FX-9701) Iron holder (FH-215, with cleaning sponge and wire) Instruction manual 	<p>*Total length and weight are measured without cord.</p>														

Compatibility:

The FX9701 is not a stand alone tool, it requires an FX971 or FX972 Soldering station to function.

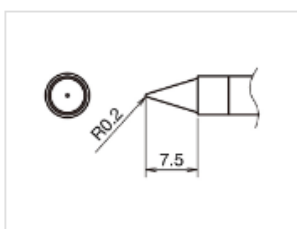


Tips:

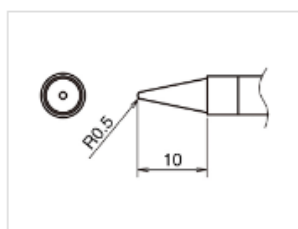
The FX9701 is NOT supplied with any tips, the T39 tips are available to purchase separately in the following sizes:

T39 Series

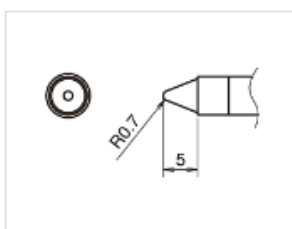
Shape B



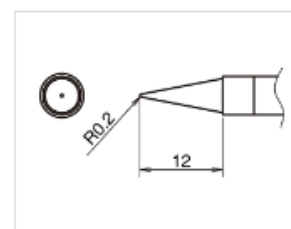
T39-B02 Shape-0.2B



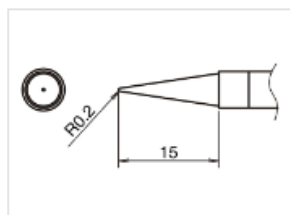
T39-B05 Shape-0.5B



T39-B07 Shape-0.7B




T39-BL02 Shape-0.2BL




T39-BLL02 Shape-0.2BLL

Tips for any soldering at various scenes


The well-selected line-up of soldering tips.
Soldering that was previously impossible or time-consuming can be improved with the tips in new shapes.




Part No. T39-BCR1235



Part No. T39-JD16



Part No. T39-DR16



Part No. T39-DS32



H K Wentworth Group

Distributed and Supported in the UK, IE, AU & NZ

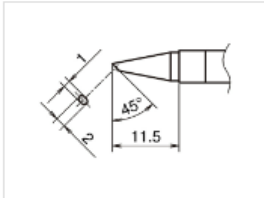


hakko.com - hakko.co.uk - hakko.com.au

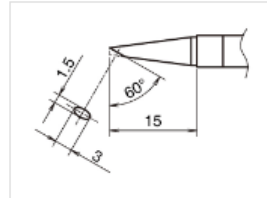
Tips:

The FX9701 is NOT supplied with any tips, the T39 tips are available to purchase separately in the following sizes:

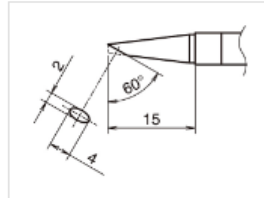
Shape BC



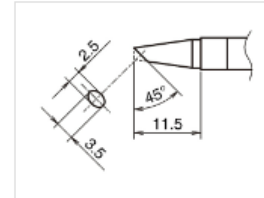
T39-BC1020 Shape-BC hor:1mm vrt:2mm



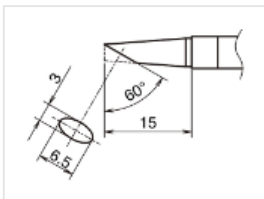
T39-BC1530 Shape-BC hor:1.5mm vrt:3mm



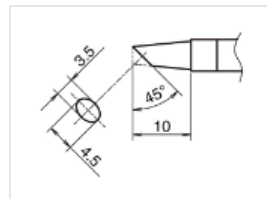
T39-BC2040 Shape-BC hor:2mm vrt:4mm



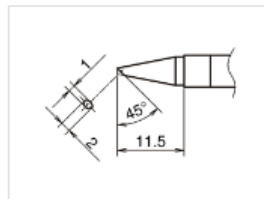
T39-BC2535 Shape-BC hor:2.5mm vrt:3.5mm



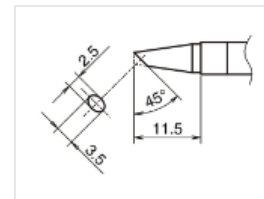
T39-BC3065 Shape-BC hor:3mm vrt:6.5mm



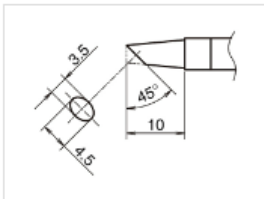
T39-BC3545 Shape-BC hor:3.5mm vrt:4.5mm



T39-BCF1020 Shape-BC hor:1mm vrt:2mm
Tinned cut surface only

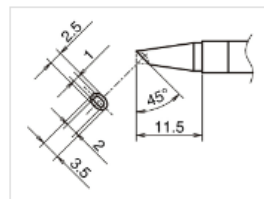


T39-BCF2535 Shape-BC hor:2.5mm vrt:3.5mm
Tinned cut surface only

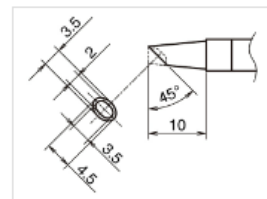


T39-BCF3545 Shape-BC hor:3.5mm vrt:4.5mm
Tinned cut surface only

Shape BCM

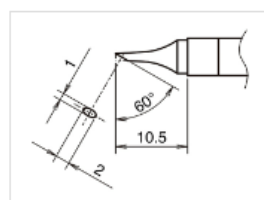


T39-BCM2535 Shape-BC hor:2.5mm vrt:3.5mm with indent

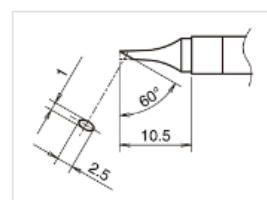


T39-BCM3545 Shape-BC hor:3.5mm vrt:4.5mm with indent

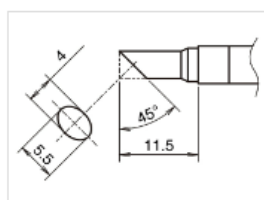
Shape C



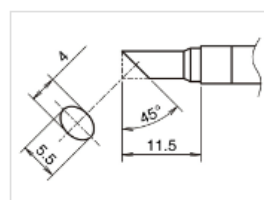
T39-C1020 Shape-C hor:1mm vrt:2mm



T39-C1025 Shape-C hor:1mm vrt:2.5mm



T39-C4055 Shape-C hor:4mm vrt:5.5mm



T39-CF4055 Shape-C hor:4mm vrt:5.5mm
Tinned cut surface only

UPGRADED Iron Holder

The FH-215 is a newly designed holder that now features an integrated brass wire receptacle, sponge holder, safety tip removers, additional tip slots with no sleep cable required.





H K Wentworth Group

Distributed and Supported in the
UK, IE, AU & NZ

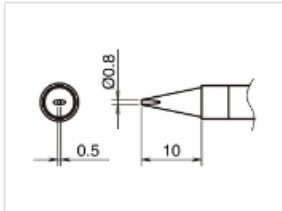


hakko.com - hakko.co.uk - hakko.com.au

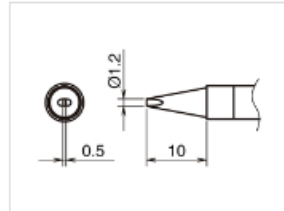
Tips:

The FX9701 is NOT supplied with any tips, the T39 tips are available to purchase separately in the following sizes:

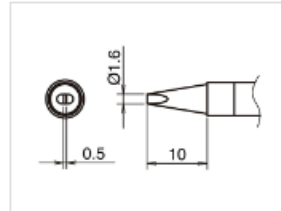
Shape D



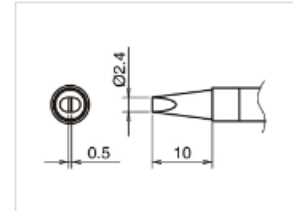
T39-D08 Shape-0.8D



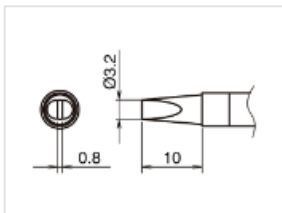
T39-D12 Shape-1.2D



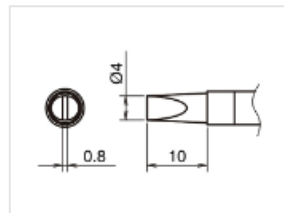
T39-D16 Shape-1.6D



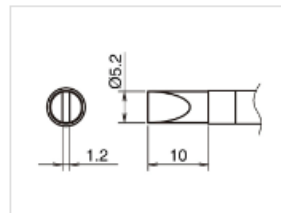
T39-D24 Shape-2.4D



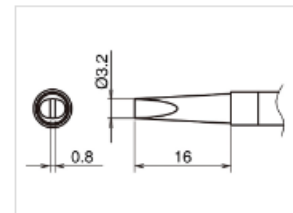
T39-D32 Shape-3.2D



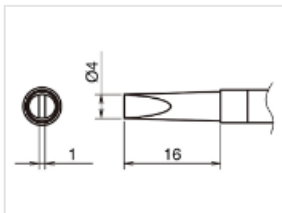
T39-D4 Shape-4D



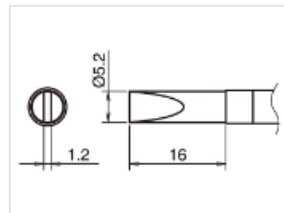
T39-D52 Shape-5.2D



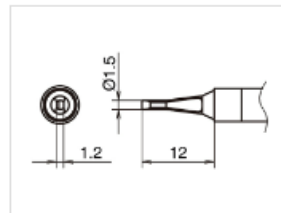
T39-DL32 Shape-3.2DL



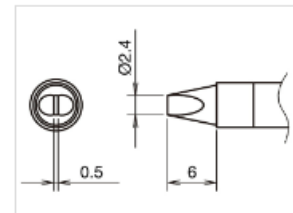
T39-DL4 Shape-4DL



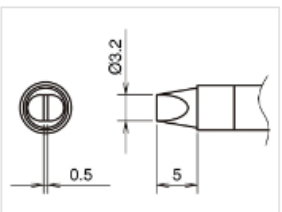
T39-DL52 Shape-5.2DL



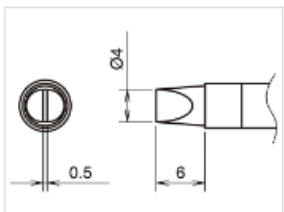
T39-DLS15 Shape-1.5DLS



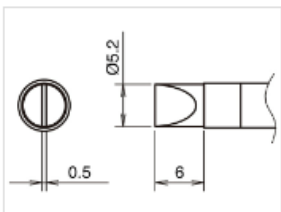
T39-DS24 Shape-2.4DS



T39-DS32 Shape-3.2DS

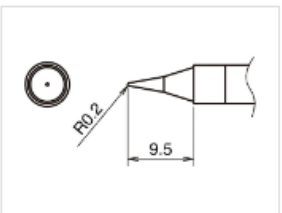


T39-DS4 Shape-4DS

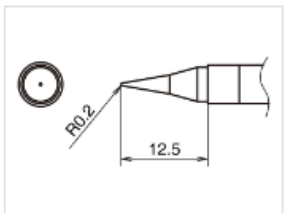


T39-DS52 Shape-5.2DS

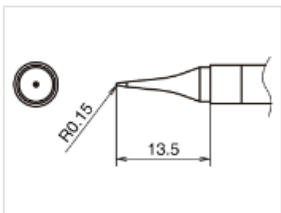
Shape I



T39-I02 Shape-0.2I



T39-IL02 Shape-0.2IL



T39-ILS015 Shape-0.15ILS



H K Wentworth Group

Distributed and Supported in the UK, IE, AU & NZ

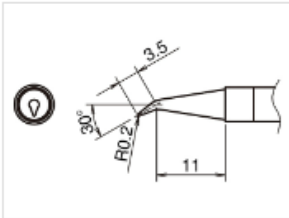


hakko.com - hakko.co.uk - hakko.com.au

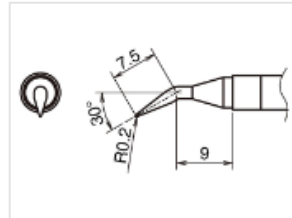
Tips:

The FX9701 is NOT supplied with any tips, the T39 tips are available to purchase separately in the following sizes:

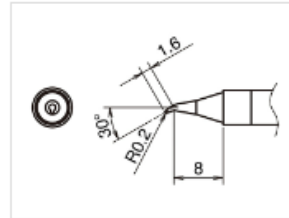
Shape J



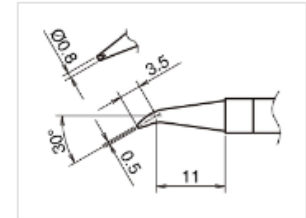
T39-J02 Shape-0.2J



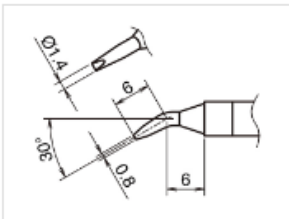
T39-JL02 Shape-0.2JL



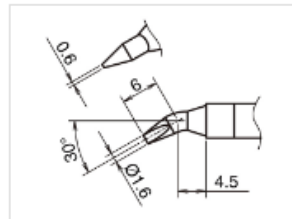
T39-JS02 Shape-0.2JS



T39-JD08 Shape-0.8JD

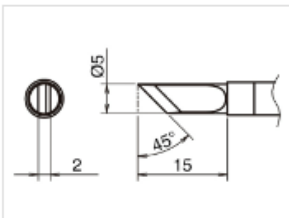


T39-JD14 Shape-1.4JD

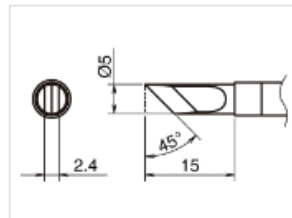


T39-JD16 Shape-1.6JD

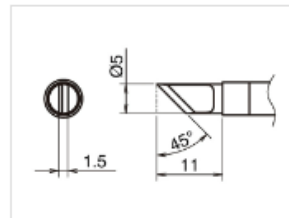
Shape K



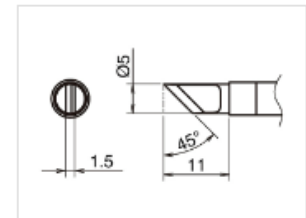
T39-K Shape-K



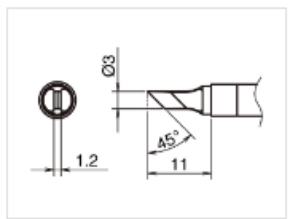
T39-KF Shape-KF



T39-KL Shape-KL

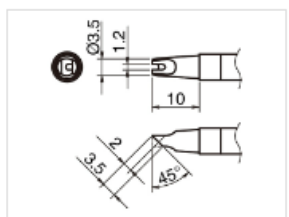


T39-KR Shape-KR



T39-KU Shape-KU

with slot



T39-BCR1235 Shape-BC with slot

in:1.2mm out:3.5mm



B2756 Tip Tray



H K Wentworth Group

Distributed and Supported in the
UK, IE, AU & NZ

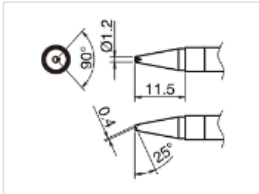


hakko.com - hakko.co.uk - hakko.com.au

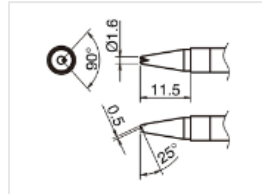
Tips:

The FX9701 is NOT supplied with any tips, the T39 tips are available to purchase separately in the following sizes:

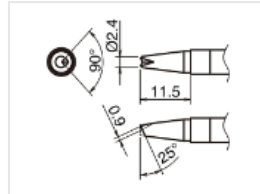
with V-groove



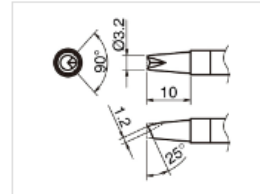
T39-BCR12 Shape-1.2BC with V-groove



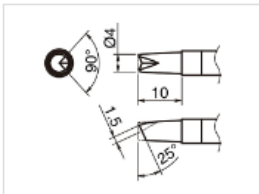
T39-BCR16 Shape-1.6BC with V-groove



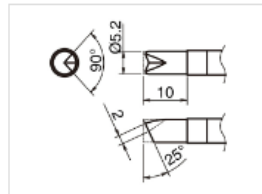
T39-BCR24 Shape-2.4BC with V-groove



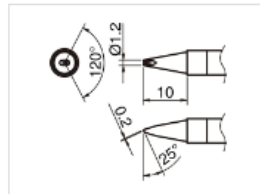
T39-BCR32 Shape-3.2BC with V-groove



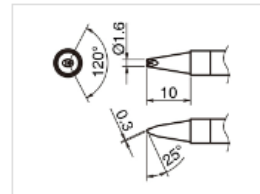
T39-BCR4 Shape-4BC with V-groove



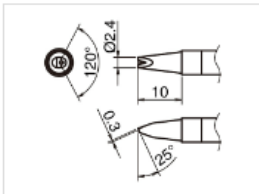
T39-BCR52 Shape-5.2BC with V-groove



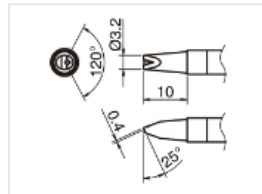
T39-DR12 Shape-1.2D with V-groove



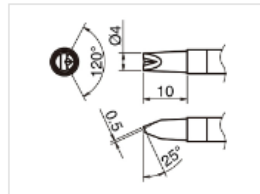
T39-DR16 Shape-1.6D with V-groove



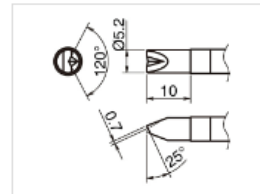
T39-DR24 Shape-2.4D with V-groove



T39-DR32 Shape-3.2D with V-groove

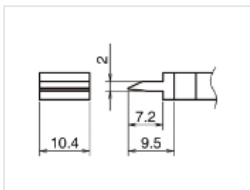


T39-DR4 Shape-4D with V-groove



T39-DR52 Shape-5.2D with V-groove

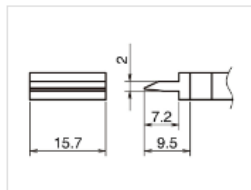
Spatula



T39-SP104 Spatula

10.4mm

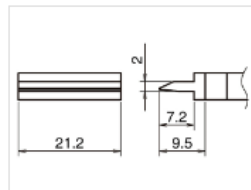
For SMD work



T39-SP157 Spatula

15.7mm

For SMD work



T39-SP212 Spatula

21.2mm

For SMD work



H K Wentworth Group
Distributed and Supported in the
UK, IE, AU & NZ

FX-9703



hakko.com - hakko.co.uk - hakko.com.au

Packing List

Model No.	Packing List
FX9703-81	 <ul style="list-style-type: none"> • Handpiece (FX-9703) • Instruction manual
FX9703-811	 <ul style="list-style-type: none"> • Conversion kit • Handpiece (FX-9703) • Iron holder (FH-215, with cleaning sponge and brush) • Instruction manual

Specifications

Model No.	FX9703-81	FX9703-811	FX9704-81	FX9704-811
Power consumption	70 W (24 V)			
Temperature range	50 to 450°C			
Tip to ground resistance	<2 Ω			
Tip to ground potential	<2 mV			
Heating element	Composite heater			
Cord length	1.2 m			
Total length	174 mm (with T50-D1 tip)		196 mm (with T50-D1 tip)	
Weight	15 g (with T50-D1 tip)		35 g (with T50-D1 tip and nozzle assembly A)	

*Total length and weight are measured without cord.

Compatibility:

The FX9703 is not a stand alone tool, it requires an FX971 or FX972 Soldering station to function.



**Get ready to use in 3 seconds after powering on
Temperature-controlling very slim soldering iron with
the best-in-class power 70 W**

Best-suited for micro soldering under a microscope

Very slim, super-light, and unsurpassed handling ability with a short length of 27 mm from the tip head to the handle and narrow cable of 3.6 mm outer diameter.

Holding it just like a pen, you can approach fine components precisely and quickly.



Part No. T50-J01

Weight: 15 g
(with T50-D1 tip)



H K Wentworth Group

Distributed and Supported in the UK, IE, AU & NZ



hakko.com - hakko.co.uk - hakko.com.au

A variety of soldering tips helps you to tackle more precise and delicate work

Selectable 8 kinds of tips, including new shapes of 0.2D and 0.4D.

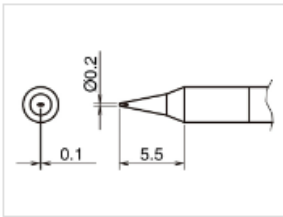
Suitable even for miniaturizing components and narrow pitches.

Tips:

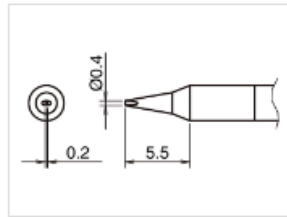
The FX9703 is NOT supplied with any tips, the T50 tips are available to purchase separately in the following sizes:

T50 Series

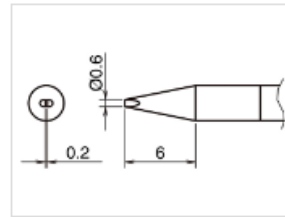
Shape D



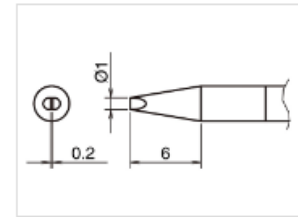
T50-D02 Shape-0.2D



T50-D04 Shape-0.4D

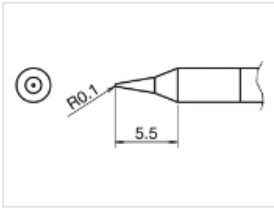


T50-D06 Shape-0.6D



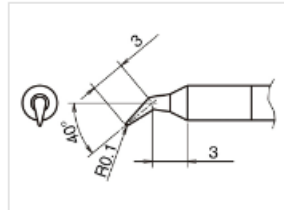
T50-D1 Shape-1D

Shape I



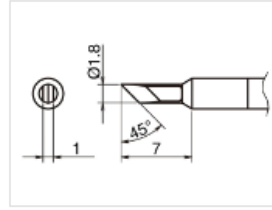
T50-I01 Shape-0.1I

Shape J

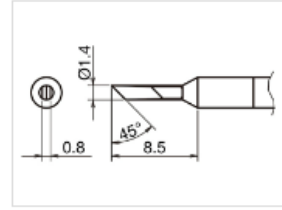


T50-J01 Shape-0.1J

Shape K



T50-KU Shape-KU



T50-KN Shape-KN







H K Wentworth Group
Distributed and Supported in the
UK, IE, AU & NZ

FX9705



hakko.com - hakko.co.uk - hakko.com.au

Packing List

Model No.	Packing List
FX9705-81	 <ul style="list-style-type: none"> • Handpiece (FX-9705) • Instruction manual
FX9705-811	 <ul style="list-style-type: none"> • Conversion kit • Handpiece (FX-9705) • Iron holder (FH-220, with cleaning sponge and wire) • Instruction manual

Specifications

Model No.	FX9705-81	FX9705-811
Power consumption	190 W (24 V)	
Temperature range	50 to 450°C	
Tip to ground resistance	<2 Ω	
Tip to ground potential	<2 mV	
Heating element	Composite heater	
Cord length	1.2 m	
Total length	146 mm (with T51-L16 tip)	
Weight	55 g (with T51-L16 tip)	

Compatibility:

The FX9705 is not a stand alone tool, it requires an FX972 Soldering station to function.



Best suited for SMD rework from 1005 chips to SOP components
190 W High-power hot tweezers

Accurate contact with components

2 adjustable mechanisms

Height and length can be adjusted.



Tip alignment support mechanism

The handpiece has the mechanism for the support of tip alignment.





H K Wentworth Group

Distributed and Supported in the UK, IE, AU & NZ





hakko.com - hakko.co.uk - hakko.com.au


Improved operability

Handle design that fits the hand and provides stability

Two ways of holding become available, adding new tips to the lineup and allowing precise contact with components.



Part No. T51-LA6



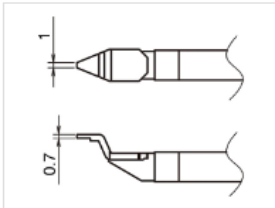
Part No. T51-L3

Tips:

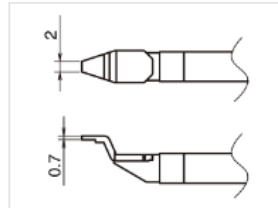
The FX9705 is NOT supplied with any tips, the T51 tips are available to purchase in pairs separately in the following sizes:

T51 Series

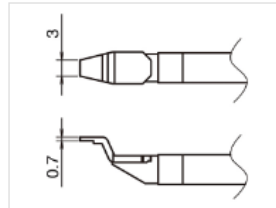
Shape L



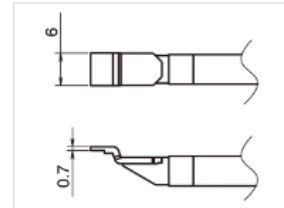
T51-L1 Chip shape-1L



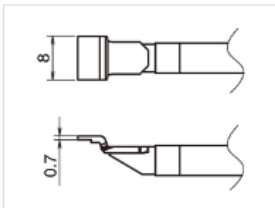
T51-L2 Chip shape-2L



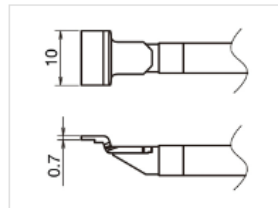
T51-L3 Chip shape-3L



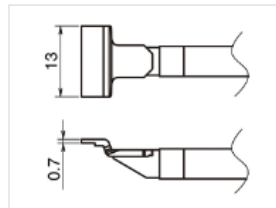
T51-L6 SOP shape-6L



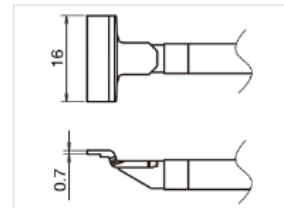
T51-L8 SOP shape-8L



T51-L10 SOP shape-10L

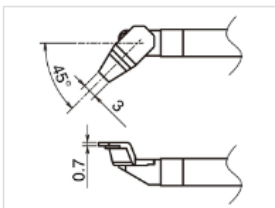


T51-L13 SOP shape-13L

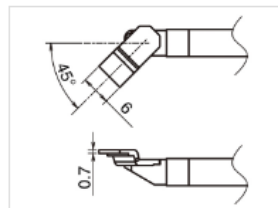


T51-L16 SOP shape-16L

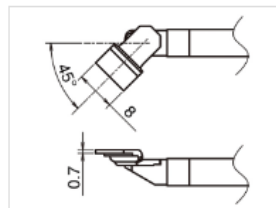
Shape LA



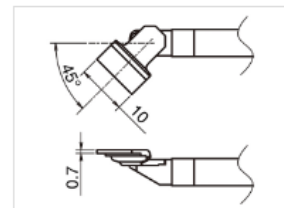
T51-LA3 Chip shape-3LA



T51-LA6 SOP shape-6LA



T51-LA8 SOP shape-8LA



T51-LA10 SOP shape-10LA



H K Wentworth Group

Distributed and Supported in the
UK, IE, AU & NZ



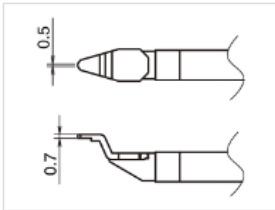
hakko.com - hakko.co.uk - hakko.com.au

Tips:

The FX9705 is NOT supplied with any tips, the T51 tips are available to purchase in pairs separately in the following sizes:

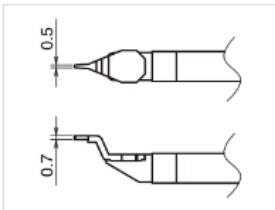
T51 Series

Shape C



T51-C05 Chip shape-0.5C

Shape I



T51-I05 Chip shape-0.5I

The soldering tip can be detached using an iron holder

Stable die-cast iron holder

Using an iron holder, you can detach a soldering tip safely and easily.






H K Wentworth Group
Distributed and Supported in the
UK, IE, AU & NZ

FX9706



hakko.com - hakko.co.uk - hakko.com.au

Packing List

Model No.	Packing List
FX9706-81	 <ul style="list-style-type: none"> • Handpiece (FX-9706) • Instruction manual
FX9706-811	 <ul style="list-style-type: none"> • Conversion kit • Handpiece (FX-9706) • Iron holder (FH-215, with cleaning sponge and brush) • Instruction manual

Specifications

Model No.	FX9706-81	FX9706-811
Power consumption	140 W (24 V)	
Temperature range	50 to 450°C	
Tip to ground resistance	<2 Ω	
Tip to ground potential	<2 mV	
Heating element	Composite heater	
Cord length	1.2 m	
Total length	130 mm (with T52-I015 tip)	
Weight	33 g (with T52-I015 tip)	

*Total length and weight are measured without cord.

Compatibility:


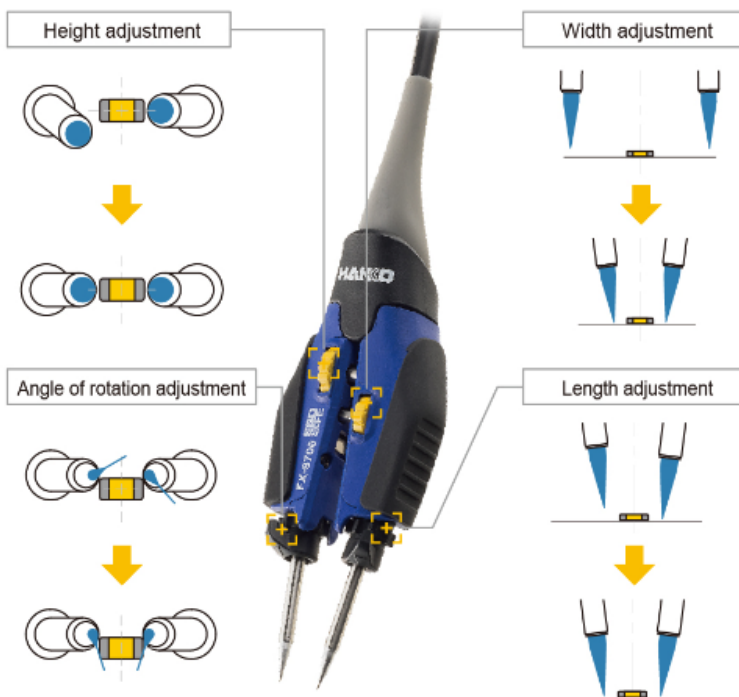
The FX9706 is not a stand alone tool, it requires an FX972 Soldering station to function.




Four adjustable mechanisms allow accurate contact with a tiny component

Height, width, angle of rotation and length can be adjusted.

Accurate contact with micro-components improves heat transfer and workability.



Part No. T52-K



Part No. T52-I005



H K Wentworth Group

Distributed and Supported in the UK, IE, AU & NZ



hakko.com - hakko.co.uk - hakko.com.au

Improved operability

The asymmetrical design fits the handle and provides stability. The heat-resistant cover reduces operator strain, and its compact design makes oper

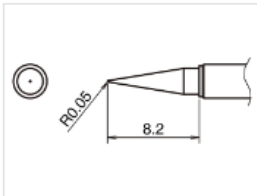


Tips:

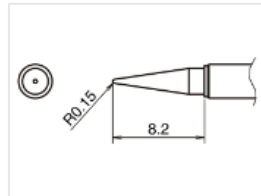
The FX9706 is NOT supplied with any tips, the T52 tips are available to purchase in pairs separately in the following sizes:

T52 Series

Shape I

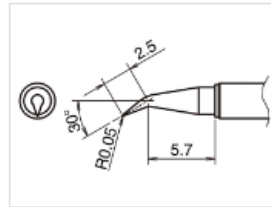


T52-I005 Shape-0.05I

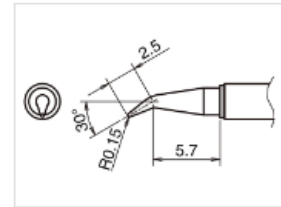


T52-I015 Shape-0.15I

Shape J

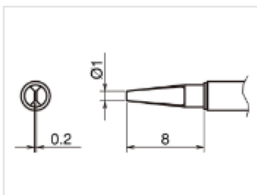


T52-J005 Shape-0.05J

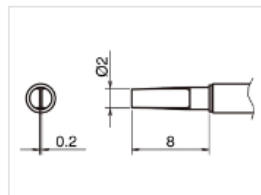


T52-J015 Shape-0.15J

Shape L

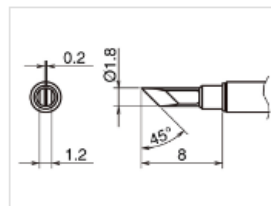


T52-L1 Shape-1L



T52-L2 Shape-2L

Shape K



T52-K Shape-K

The soldering tip can be detached using an iron holder

Stable die-cast iron holder
Using an iron holder, you can detach a soldering tip safely and easily.







H K Wentworth Group
Distributed and Supported in the
UK, IE, AU & NZ

FX-9707



hakko.com - hakko.co.uk - hakko.com.au

Packing List

Model No.	Packing List	Model No.	FX9707-81	FX9707-811
FX9707-81	 <ul style="list-style-type: none"> Handpiece (FX-9707) Instruction manual 	Power consumption	200 W (24 V)	
		Temperature range	50 to 500°C	
		Tip to ground resistance	<2 Ω	
		Tip to ground potential	<2 mV	
		Heating element	Composite heater	
		Cord length	1.2 m	
FX9707-811	 <ul style="list-style-type: none"> Conversion kit Handpiece (FX-9707) Iron holder (FH-220, with clean sponge and wire) Instruction manual 	Total length	222 mm (with T53-D24 tip)	231 mm (with T53-D24 tip)
		Weight	41 g (with T53-D24 tip)	47 g (with T53-D24 tip and nozzle assembly C)

*Total length and weight are measured without cord.

Compatibility:

The FX9707 is not a stand alone tool, it requires an FX972 Soldering station to function.



Heavy-duty soldering iron

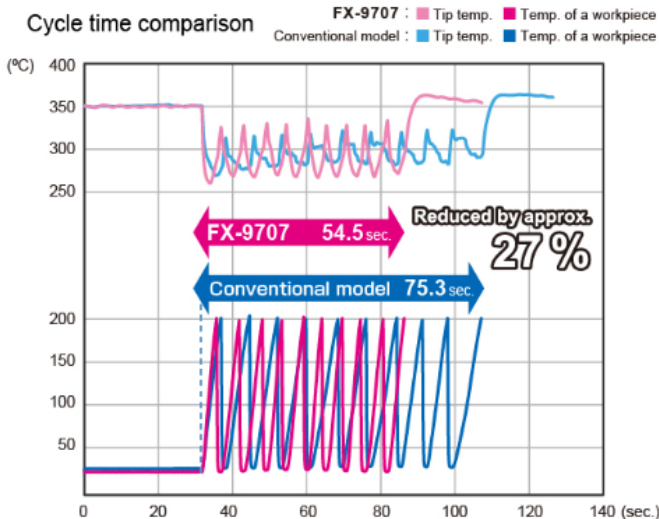
Covers from fine, precise components to large-sized components

Heavy-duty soldering iron with a high power of 200 W

Ideal for soldering of high-heat dissipative workpieces like large-sized components such as shielded-case and coil or multi-layered P.W.B.

Short cycle time reduced by approx. 27%

In addition to the increased power to 200 W, the synergistic effect of the new heater construction and newly designed tip shapes help to reduce the cycle time by approx. 27% and improves work efficiency.





H K Wentworth Group


Distributed and Supported in the UK, IE, AU & NZ



hakko.com - hakko.co.uk - hakko.com.au

Flow-up effective soldering tip with V-groove

New 4 kinds of soldering tips with V-groove added, making 14 kinds of tips lineup in total. It improves solder flow-up with a wider contact area to the lands or leaded parts.



Part No. T53-BCR1645

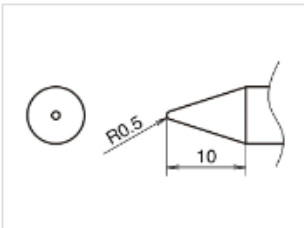
> [Soldering tip \(T53 series\)](#)

Tips:

The FX9707 is NOT supplied with any tips, the T53 tips are available to purchase separately in the following sizes:

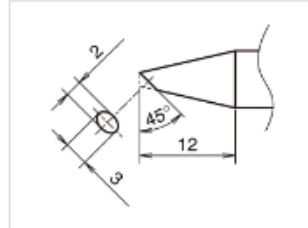
T53 Series

Shape B

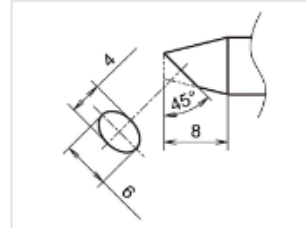


T53-B05 Shape-0.5B

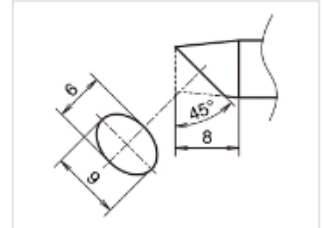
Shape BC



T53-BC2030 Shape-BC hor:
2mm vrt: 3mm

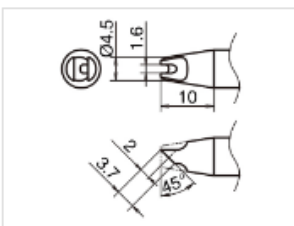


T53-BC4060 Shape-BC hor:
4mm vrt: 6mm



T53-BC6090 Shape-BC hor:
6mm vrt: 9mm

Shape BC w/slot



T53-BCR1645 Shape-BC with slot

in: 1.6mm out: 4.5mm

Safety design for tip replacement without a heat-resistant pad

The newly designed iron holder allows easy and safe tip replacement with a tip removing attachment and tip insertion holder.

Removing a tip



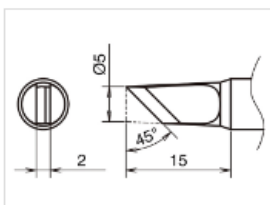
Removing a tip with the right groove of the attachment

Inserting a tip



Inserting a tip by using the tip insertion holder

Shape K



T53-K Shape-K



H K Wentworth Group

Distributed and Supported in the UK, IE, AU & NZ

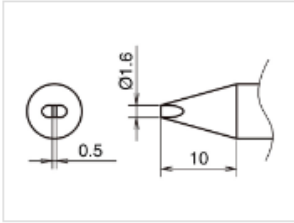


hakko.com - hakko.co.uk - hakko.com.au

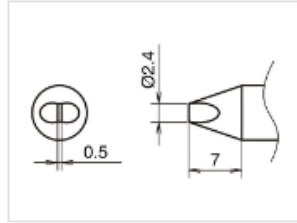
Tips:

The FX9707 is NOT supplied with any tips, the T53 tips are available to purchase separately in the following sizes:

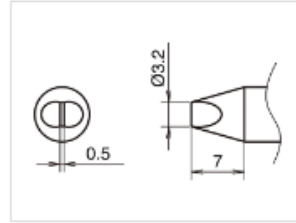
Shape D



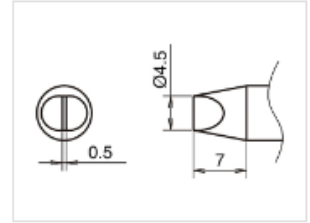
T53-D16 Shape-1.6D



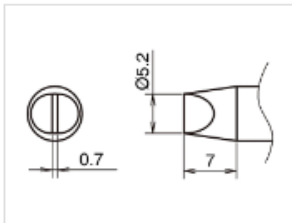
T53-D24 Shape-2.4D



T53-D32 Shape-3.2D

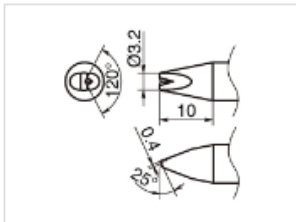


T53-D45 Shape-4.5D

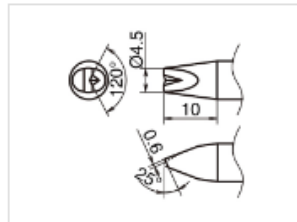


T53-D52 Shape-5.2D

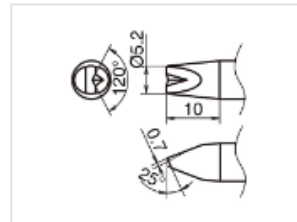
Shape D w/V-groove



T53-DR32 Shape-3.2D with V-groove



T53-DR45 Shape-4.5D with V-groove



T53-DR52 Shape-5.2D with V-groove



B2756 Tip Tray